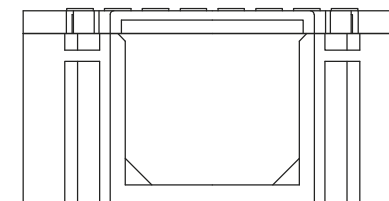
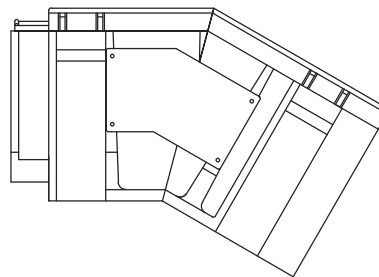
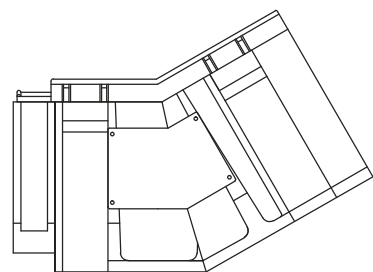
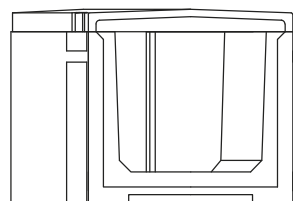
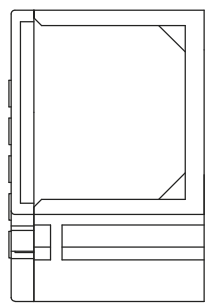
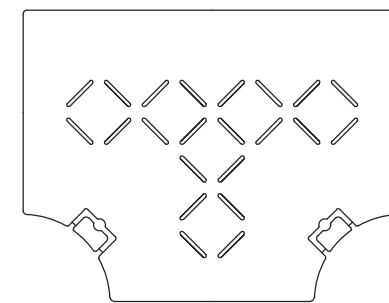
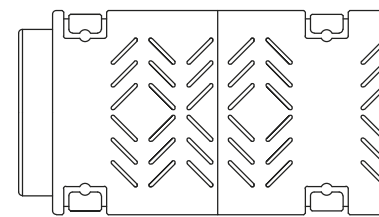
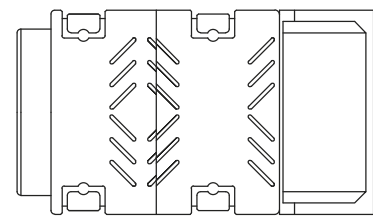
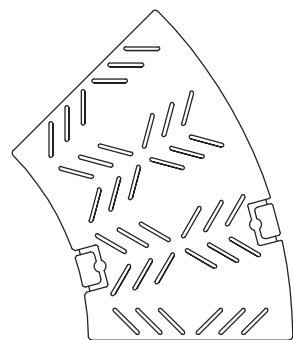


SIZE 200 - Straight Trough
(GT-200-02)

SIZE 200 - Multiple-hole Type
(GT-200-03)



SIZE 200 - 45-Degree Angle Trough
(GT-200-04)

SIZE 200 - Gradient Trough (up)
(GT-200-05)

SIZE 200 - Gradient Trough (down)
(GT-200-06)

SIZE 200 - T-Junction
(GT-200-07)

Rev	Revision Note	By	Checked	Approved	Date

Client

Project
SERIES 200
FULL 200 RANGE

Status
Scale
1:5 @A3



TTS
Trough-Tec Systems Ltd,
Bennethorpe,
Doncaster, DN2 6AA

GENERAL
ARRANGEMENT
Dwg No GT-200-01