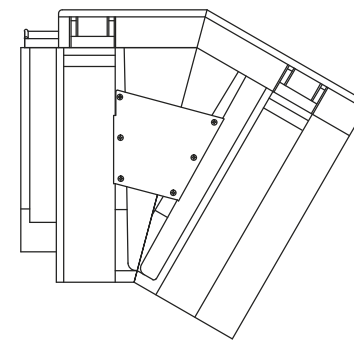
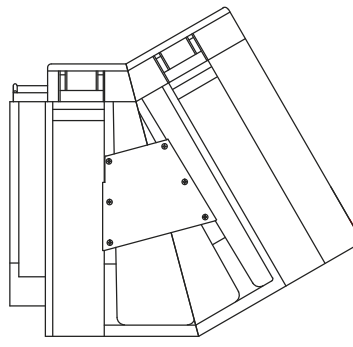
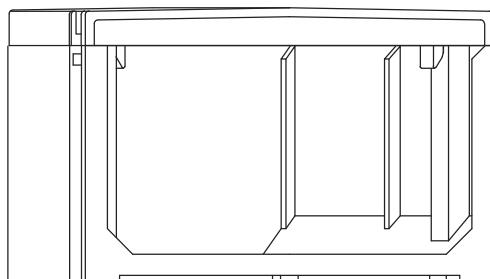
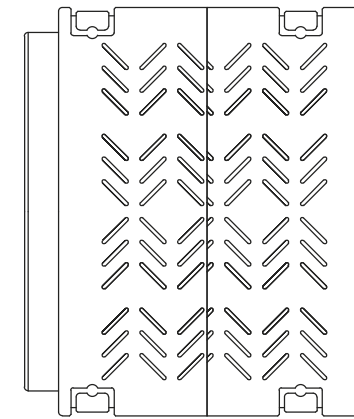
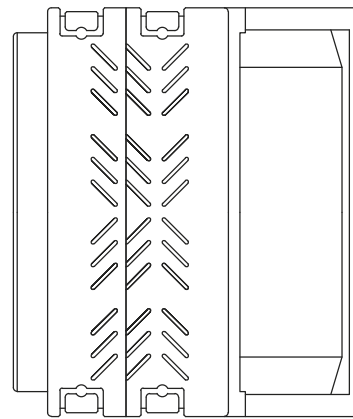
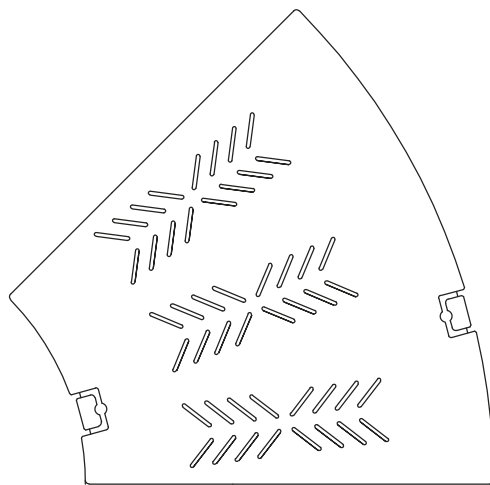


SIZE 430 - Straight Trough
(GT-430-02)

SIZE 430 - Multiple-hole Type
(GT-430-03)



SIZE 430 - 45-Degree Angle Trough
(GT-430-04)

SIZE 430 - Gradient Trough (up)
(GT-430-05)

SIZE 430 - Gradient Trough (down)
(GT-430-06)

Rev	Revision Note	By	Checked	Approved	Date

Client

Project
SERIES 430
FULL 430 RANGE

Status
Scale
1:5 @A3



TTS
Trough-Tec Systems Ltd,
Bennethorpe,
Doncaster, DN2 6AA

GENERAL
ARRANGEMENT
Dwg No GT-430-01