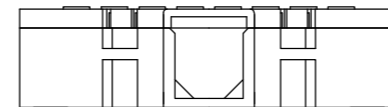
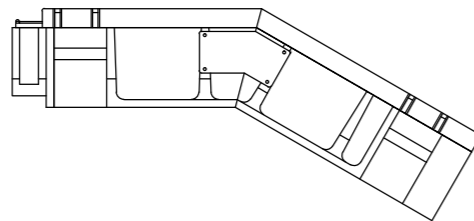
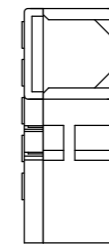
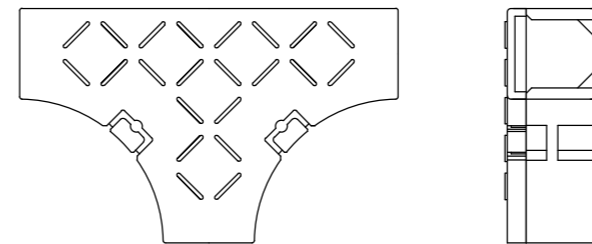
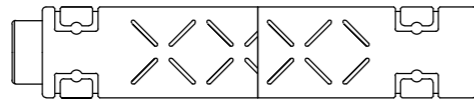


**SIZE 070 - Straight Trough**  
(GT-070-02)

**SIZE 070 - 45-Degree Angle Trough**  
(GT-070-04)

**SIZE 070 - Gradient Trough (up)**  
(GT-070-05)



**SIZE 070 - Gradient Trough (down)**  
(GT-070-06)

**SIZE 070 - T-Junction**  
(GT-070-07)

Rev	Revision Note	By	Checked	Approved	Date

Client

Project  
**SERIES 070**  
FULL 070 RANGE

Status  
Scale  
1:5 @A3



**TTS**  
Trough-Tec Systems Ltd,  
Bennethorpe,  
Doncaster, DN2 6AA

GENERAL  
ARRANGEMENT  
Dwg No GT-070-01